

HIGHRISE™ SIT STAND DESK



ELECTRIC HEIGHT ADJUSTABLE

HighRise™ Desks allow you to raise and lower your work surface and monitor throughout the day, enabling you to sit or stand while working. Research has shown numerous health benefits associated with standing for as few as fifteen minutes for every hour spent on the job. Standing desks help to burn more calories, increase circulation, and improve productivity and alertness.

HighRise™ Desks transform your work environment into a user-friendly ergonomic space where you can actually enjoy the moments at your desk. Powered by a dual motor, this height adjustable desk has 4 programmable height presets, an LED controller, and 2 or 3-stage legs for height and width adjustment.

- Heavy duty lifting capacity of 330 lbs.
- 3-stage leg model offers added strength and large height adjustment range of 24-1/2" to 50" and an adjustment speed of 1.5" per second
- 2-stage leg model offers added strength and large height adjustment range of 28" to 48" and an adjustment speed of 1.1" per second
- Four programmable height presets
- LED readout for height position
- Powered by a dual motor
- Work surface support frame width adjusts from 42-1/4" to 74" wide
- Crossbar-free design provides open space under desk for more seated leg-room, adding a filing cabinet or mobile pedestal and is wheelchair accessible.
- Automatic stop feature that detects obstacles and automatically stops the motor when raising or lowering the desk to prevent damage to surrounding objects
- Sturdy steel constructed with powder-coated finish
- Plugs into standard 110 outlet
- Control box and motors are UL and CE certified



How to build your SKU:

Step 1: Choose your Model	Step 2: Choose your Shape	Step 3: Choose your Width	Step 4: Choose your Depth	Step 5: Choose your Base Color	Step 6: Choose your Laminate	Step 7: Choose your Edge Banding
HR2200	REC	48	30	SV	AJM	AJM

HIGHRISE™ SIT STAND DESK

Model	Table Top Shape	Width	Depth	Base Color	Laminate	Edge Banding
HR2200 HighRise™ Desk	Rectangular	48"	24"	SV Silver	BW Brite White	BW Brite White
HR2300 HighRise™ Desk		54"	30"	WT White	FS Folkstone	FS Folkstone
		60"	36"	BK Black	SG Stone Grafix	G Graphite
		66"	42"		G Graphite	AM Amber Maple
		72"			AM Amber Maple	B Brazilwood
		84"			B Brazilwood	BC Biltmore Cherry
				BC Biltmore Cherry	MW Montana Walnut	MW Montana Walnut
				MW Montana Walnut	AM Acajou Mahogany	AM Acajou Mahogany
				AM Acajou Mahogany	C Cafelle	C Cafelle
				C Cafelle	NB Nubian Brown	NB Nubian Brown

HIGHRISE™ BASE ONLY



Model #	Weight	List Price
HR2200B	62 lbs.	\$840
HR2300B	66 lbs.	\$970

Sturdy steel constructed with powder-coated finish
 All bases are Two-Leg T-Design with dual DC motors capable of lifting 330 lbs.
 Work surface support frame width adjusts from 42-1/4" to 74" wide



LED Programmable Handset

HIGHRISE™ BASE WITH TABLE TOP WORK SURFACE

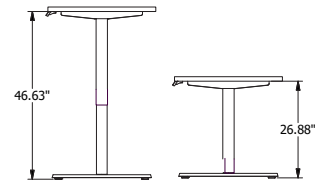


HR2200 HIGHRISE™
MODEL (2-STAGE LEGS)

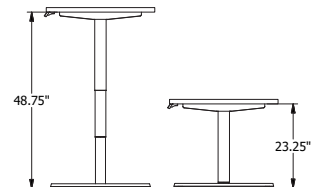


HR2300 HIGHRISE™
MODEL (3-STAGE LEGS)

Model #	Width	Depth	Weight	Includes Laminate Finish	List Price
HR2200	48"	24"	106 lbs.		\$1,200
HR2200	48"	30"	116 lbs.		\$1,250
HR2200	54"	24"	111 lbs.		\$1,245
HR2200	54"	30"	122 lbs.		\$1,470
HR2200	60"	24"	116 lbs.		\$1,250
HR2200	60"	30"	129 lbs.		\$1,320
HR2200	66"	24"	121 lbs.		\$1,305
HR2200	66"	30"	135 lbs.		\$1,350
HR2200	72"	24"	126 lbs.		\$1,310
HR2200	72"	30"	141 lbs.		\$1,360
HR2300	48"	24"	106 lbs.		\$1,330
HR2300	48"	30"	116 lbs.		\$1,380
HR2300	54"	24"	111 lbs.		\$1,375
HR2300	54"	30"	122 lbs.		\$1,440
HR2300	60"	24"	116 lbs.		\$1,380
HR2300	60"	30"	129 lbs.		\$1,450
HR2300	66"	24"	121 lbs.		\$1,435
HR2300	66"	30"	135 lbs.		\$1,480
HR2300	72"	24"	126 lbs.		\$1,440
HR2300	72"	30"	141 lbs.		\$1,490



HR-2200



HR-2300

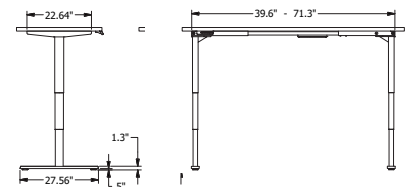


Table tops are constructed with 1-1/8" Industrial Grade particle board

- HPL work surface (ANSI/NEMA) LD3-2005, for thickness, performance properties and appearance
- NEMA LD3
 - Phenolic Backer - balanced backer on the bottom side for the greatest resistance to deflection



BASE FINISHES



WT
White

SV
Silver

BK
Black

LAMINATE FINISHES



459-58
Brite White

927-58
Folkstone

7938-38
New Age Oak

8845-58
Bleached Legno

8848-58
Blackened Legno

3485-58
Black Walnut

7933K-07
Cafelle