


WALL MOUNTED WHITEBOARDS



PORCELAIN STEEL DRY ERASE

These magnetic whiteboards are made using a Porcelain Steel Core with a non-ghosting writing surface. This model of whiteboard is wall mounted with a convenient built-in accessory rail that accepts our S-Series accessories and most brands of slatwall accessories. They can be used in conference rooms, training rooms, meeting rooms, and in private offices.

- The frame is constructed using our proprietary aluminum extrusion
- Dry Erase surface is magnetic Porcelain Steel. Non-ghosting and compatible with any dry erase or wet erase marker
- Made in the USA



How to build your SKU:

Step 1:
Choose your
Model

WWB

—

Step 2:
Choose your
Frame Color

20

—

Step 3:
Choose your
Size

4836

—

Step 4:
Choose your
Core Material

MWB

MAGNETIC WHITE BOARD

Model	Frame Color	Size	Core Material
WWB Wall Mounted Whiteboard	AA Satin Aluminum 20 Pewter	48"w x 36"h 60"w x 48"h 72"w x 48"h	MWB All Magnetic Whiteboard

WALL MOUNTED MAGNETIC PORCELAIN WHITEBOARD



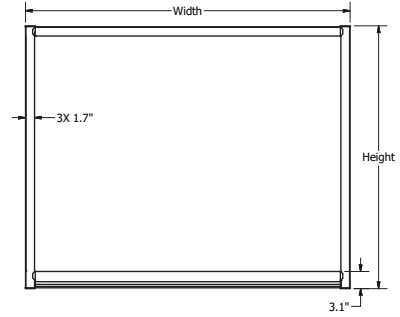
MAGNETIC PORCELAIN WHITEBOARD (WWB)

Standard Widths	Standard Heights	Core Material	
		MWB	Weight
48"	36"	\$655	32
60"	48"	\$925	51
72"	48"	\$1,060	61


*Uses S-Series Accessories (Accessories not included)
Pricing in USD

Accessories Available for WWB (Sold Separately)

	SKU	Price
Flip Chart Clip Set	FCC	\$30
Universal Hinge Kit Mobile Office Partitions	HGEUM	\$60
Marker Tray - S-Series	S-WBTR	\$65
Letter Tray - S-Series	S-LTT	\$50
Legal Tray - S-Series	S-LGT	\$55
Accessory Tray S-Series	S-AT	\$40
Pen Cup	S-PC	\$25



FRAME COLORS



AA
Satin Aluminum

20
Pewter

CORE MATERIAL



MWB
Magnetic Whiteboard