

TERRACE™ PANEL

FRAMED DESK DIVIDERS

Privacy with a Purpose

One of our most customizable dividers, the Terrace™ Panel is the ultimate solution to all your desk needs. It is fully framed and can be clamped on, surface-mounted or left freestanding on your desk. It comes in 2 frame colors with your preference of frosted acrylic, whiteboard or acoustic fabric cores. Fabric panels also provide sound absorption for a quieter workspace. Our clamp options accommodate all tables and mounting methods, from permanent to easily removable.



- All metal parts are anodized or powder coated for an aesthetic and durable finish
- Clamp options fit tables from 5/8" to 2" thick
- The frames are constructed using aluminum extrusion
- Whiteboard and Fabric cores are constructed using a solid, sound absorbing Acoustic Panel material to reduce noise levels
- Add an Accessory Rail to organize and get the most out of your work space

How to build your SKU:

Step 1:
Choose your
Model

TTF

—

Step 2:
Choose your
Frame Color

AA

—

Step 3:
Choose your
Width

23

—

Step 4:
Choose your
Height

12

—

Step 5:
Choose your
Core Material

FRO

—

Step 6:
Choose your Mount-
ing Option

B

TERRACE™ PANEL

Model	Frame Color	Width	Height	Core Material	Mounting
TTF Terrace™ Panel	AA Satin Aluminum 20 Pewter	18" 24" 30" 36" 42" 48" 54" 60" 66" 72"	12" 18" 24" 30"	FRO Frosted Acrylic CFRO Colored Frosted Acrylics WB Whiteboard (Both Sides) F__ Fabric WB/F__ Whiteboard (Side 1) / Fabric (Side 2) MDG Folkstone Grey	B Bolt Through CE Clamp Edge CM Clamp Middle T Top Plate

TERRACE™ PANEL

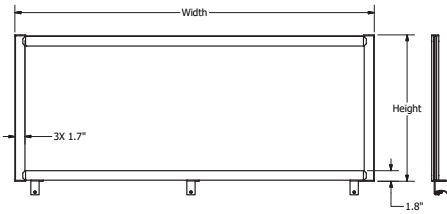


TERRACE™ PANEL
(Model TTF)


* Bolt Through mounting option is not recommended for dividers of this size
Middle Clamp is not available for dividers of this size

Uses General and S-Series Accessories
NOTE: All pricing in USD

Standard Widths	Standard Heights	Core Materials							Mounting Options				Weight
		MDG	WB	WB/F_	F_	FRO	CFRO	B	CM	CE	T		
18"	12"	\$185	\$180	\$200	\$205	\$200	\$205	+\$0	+\$20	+\$30	+\$30	4	
18"	18"	\$210	\$215	\$235	\$240	\$230	\$245	+\$0	+\$20	+\$30	+\$30	5	
18"	24"	\$240	\$250	\$275	\$275	\$270	\$290	+\$0	+\$20	+\$30	+\$30	6	
18"	30"	\$265	\$280	\$305	\$300	\$300	\$330	+\$0	+\$20	+\$30	+\$30	7	
24"	12"	\$210	\$210	\$230	\$240	\$225	\$235	+\$0	+\$20	+\$30	+\$30	5	
24"	18"	\$240	\$250	\$275	\$275	\$270	\$290	+\$0	+\$20	+\$30	+\$30	6	
24"	24"	\$270	\$290	\$315	\$315	\$310	\$340	+\$0	+\$20	+\$30	+\$30	8	
24"	30"	\$305	\$340	\$365	\$360	\$360	\$400	+\$0	+\$20	+\$30	+\$30	9	
30"	12"	\$230	\$235	\$255	\$260	\$255	\$265	+\$0	+\$20	+\$30	+\$30	6	
30"	18"	\$260	\$280	\$300	\$300	\$300	\$330	+\$0	+\$20	+\$30	+\$30	7	
30"	24"	\$295	\$320	\$355	\$350	\$355	\$375	+\$0	+\$20	+\$30	+\$30	9	
30"	30"	\$370	\$450	\$495	\$460	\$470	\$560	+\$0	+\$20	+\$30	+\$30	11	
36"	12"	\$255	\$260	\$285	\$290	\$285	\$300	+\$0	+\$20	+\$30	+\$30	7	
36"	18"	\$290	\$310	\$340	\$335	\$335	\$360	+\$0	+\$20	+\$30	+\$30	9	
36"	24"	\$330	\$375	\$405	\$390	\$390	\$445	+\$0	+\$20	+\$30	+\$30	10	
36"	30"	\$395	\$470	\$515	\$485	\$490	\$585	+\$0	+\$20	+\$30	+\$30	12	
42"	12"	\$275	\$280	\$310	\$315	\$305	\$320	+\$0	*	+\$30	+\$30	8	
42"	18"	\$310	\$335	\$365	\$360	\$355	\$390	+\$0	*	+\$30	+\$30	10	
42"	24"	\$365	\$420	\$455	\$430	\$440	\$510	+\$0	*	+\$30	+\$30	12	
42"	30"	\$415	\$495	\$540	\$510	\$515	\$605	*	*	+\$40	+\$40	14	
48"	12"	\$295	\$305	\$335	\$340	\$330	\$350	+\$0	*	+\$30	+\$30	9	
48"	18"	\$340	\$370	\$405	\$395	\$390	\$435	+\$0	*	+\$30	+\$30	11	
48"	24"	\$390	\$440	\$485	\$470	\$465	\$530	+\$0	*	+\$30	+\$30	13	
48"	30"	\$435	\$515	\$560	\$535	\$535	\$625	*	*	+\$40	+\$40	16	
54"	12"	\$340	\$370	\$390	\$365	\$380	\$435	*	*	+\$30	+\$30	9	
54"	18"	\$395	\$465	\$485	\$435	\$465	\$560	*	*	+\$40	+\$40	12	
54"	24"	\$465	\$575	\$595	\$510	\$560	\$705	*	*	+\$40	+\$40	15	
54"	30"	\$615	\$855	\$830	\$605	\$800	\$1,100	*	*	+\$40	+\$40	17	
60"	12"	\$355	\$390	\$415	\$395	\$400	\$450	*	*	+\$40	+\$40	10	
60"	18"	\$415	\$480	\$505	\$460	\$480	\$575	*	*	+\$40	+\$40	13	
60"	24"	\$485	\$595	\$625	\$550	\$580	\$725	*	*	+\$40	+\$40	16	
60"	30"	\$635	\$875	\$915	\$745	\$820	\$1,120	*	*	+\$40	+\$40	19	
66"	12"	\$370	\$405	\$435	\$425	\$415	\$470	*	*	+\$40	+\$40	11	
66"	18"	\$435	\$500	\$535	\$505	\$500	\$595	*	*	+\$40	+\$40	14	
66"	24"	\$505	\$615	\$655	\$610	\$605	\$750	*	*	+\$40	+\$40	17	
66"	30"	\$655	\$900	\$950	\$845	\$845	\$1,140	*	*	+\$40	+\$40	20	
72"	12"	\$395	\$425	\$460	\$455	\$435	\$490	*	*	+\$40	+\$40	12	
72"	18"	\$455	\$520	\$560	\$535	\$525	\$620	*	*	+\$40	+\$40	15	
72"	24"	\$530	\$635	\$685	\$645	\$625	\$770	*	*	+\$40	+\$40	19	
72"	30"	\$680	\$920	\$990	\$890	\$865	\$1,165	*	*	+\$40	+\$40	22	



FRAME COLORS



AA Satin Aluminum
20 Pewter

CORE MATERIALS



MDG Folkstone Grey
FRO Frosted Acrylic
CFRO Colored Frosted Acrylics
WB Whiteboard (Both Sides)
F_ Fabric-Tackable
WB/F_ Whiteboard (Side 1) Whiteboard (Side 2)

MOUNTING OPTIONS



B Bolt Through
CE Clamp Edge
CM Clamp Middle
T Top Plate Edge
T Top Plate Middle

TERRACE™ ARCED & LINEAR WINGS

FRAMED DESK DIVIDERS



Terrace™ Arced and Linear Desk Dividers are an easy and economical way to add privacy to existing workstations or for turning freestanding tables into custom cubicles, study carrels or call center stations. Our Desk Dividers come in a wide range of sizes and core options, making it easy to create a custom configuration to fit the size and look of your current space.

The TableTop Desk Dividers are engineered to be light weight, durable and easy to install with several mounting options. Merge Works' Desk Dividers are made in the USA and custom sizes, colors, and core materials are available.

- All metal parts are anodized or powder coated for an aesthetic and durable finish
- Clamp options fit tables from 5/8" to 2" thick
- The frames are constructed using aluminum extrusion
- Whiteboard and Fabric cores are constructed using a solid, sound absorbing Acoustic Panel material to reduce noise levels
- Add an Accessory Rail to organize and get the most out of your work space



How to build your SKU:

Step 1:
Choose your
Model

TTA

—

Step 2:
Choose your
Frame Color

AA

—

Step 3:
Choose your
Width

30

—

Step 4:
Choose your
Height

12

—

Step 5:
Choose your
Core Material

FRO

—

Step 6:
Choose your Mounting
Option

B

TERRACE™ ARCED WING

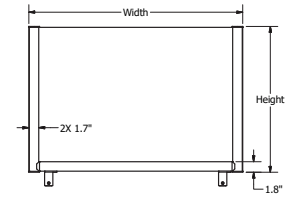
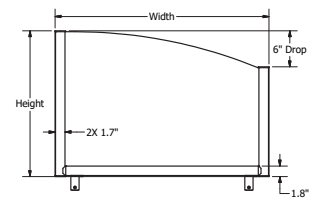
Model	Frame Color	Width	Height	Core Material	Mounting
TTA Terrace™ Arced Wing	AA Satin Aluminum	18"	12"	FRO Frosted Acrylic	B Bolt Through
	20 Pewter	24"	18"	WB Whiteboard (TTL only)	CE Clamp Edge
		30"	24"	CFRO Colored Frosted Acrylics	CM Clamp Middle
		36"			T Top Plate

TERRACE™ LINEAR WING

Model	Frame Color	Width	Height	Core Material	Mounting
TTL Terrace™ Linear Wing	AA Satin Aluminum	18"	12"	FRO Frosted Acrylic	B Bolt Through
	20 Pewter	24"	18"	WB Whiteboard (TTL only)	CE Clamp Edge
		30"	24"	CFRO Colored Frosted Acrylics	CM Clamp Middle
		36"			T Top Plate


TERRACE™ ARCED AND LINEAR WING

	Standard Widths	Standard Heights	Core Materials		Mounting Options				Weight
			FRO	CFRO	B	CM	CE	T	
<p>TERRACE™ ARCED WING (Model TTA)</p>	18"	12"	\$177	\$186	+\$0	+\$20	+\$30	+\$30	4
	18"	18"	\$207	\$223	+\$0	+\$20	+\$30	+\$30	5
	18"	24"	\$239	\$258	+\$0	+\$20	+\$30	+\$30	6
	24"	12"	\$197	\$209	+\$0	+\$20	+\$30	+\$30	4
<p>TERRACE™ LINEAR WING (Model TTL)</p>	24"	18"	\$241	\$267	+\$0	+\$20	+\$30	+\$30	5
	24"	24"	\$279	\$310	+\$0	+\$20	+\$30	+\$30	7
	30"	12"	\$221	\$233	+\$0	+\$20	+\$30	+\$30	5
	30"	18"	\$269	\$300	+\$0	+\$20	+\$30	+\$30	6
	30"	24"	\$313	\$356	+\$0	+\$20	+\$30	+\$30	7
	36"	12"	\$243	\$269	+\$0	+\$20	+\$30	+\$30	5
	36"	18"	\$323	\$379	+\$0	+\$20	+\$30	+\$30	7
	36"	24"	\$345	\$400	+\$0	+\$20	+\$30	+\$30	8



*Arced Model includes a 6" drop from the back to the front of the divider
NOTE: Pricing in USD

FRAME COLORS



AA
Satin Aluminum

20
Pewter

CORE MATERIALS




FRO
Frosted Acrylic

CFRO
Colored Frosted Acrylics

Bolt Through (B)

- Cost Effective
- Clean Look
- Permanent Mounting (requires drilling in worksurface)
- Locate anywhere on the desk
- Not available on some large size desk dividers
- Works on all thickness tops



Bolt Through (B)

Middle Clamp (CM)

- Fast & easy installation and relocation
 - Mount perpendicular to edge of work surface
 - Clamp fits 5/8" to 2" thick tops
 - Temporary or Permanent Mounting
 - No screwing or drilling into worksurface required
 - Only one clamp required to secure a desk divider
- *Patent Pending



Middle Clamp (CM)

Edge Clamp (CE)

- Fast & easy installation and relocation
 - Mount along the edge of work surface
 - Clamp fits 5/8" to 2" thick tops
 - Temporary or Permanent Mounting
 - No screwing or drilling into worksurface required
 - Clamp position is adjustable
 - Kits include 2 or 3 Clamps depending on the size of the desk divider
- *Patent Pending




Edge Clamp (CE)

Top Plates (T)

- Use for freestanding or permanent mounting
- Locate anywhere on the desk
- Works on all thickness tops
- Rotate Top Plates for single or double sided plates
- Top plate positions are adjustable
- Can be used to span two tables
- Kits include 2 or 3 Top Plates depending on the size of the desk divider



Top Plate Edge (T)



Top Plate Middle (T)